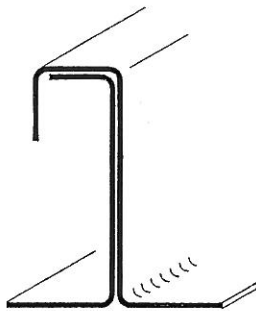
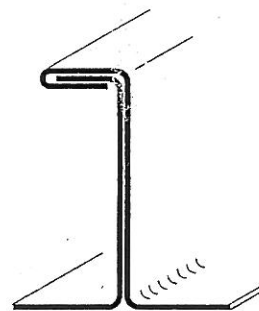


ANGLE SEAM



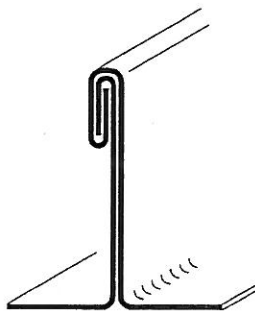
Detail 1



Detail 2

SUITABLE FOR WALL CLADDINGS AND ROOFS
WITH A PITCH NOT LESS THAN 15° ON
SUBSTRATE OF 17.5mm CONSTRUCTION PLYWOOD

DOUBLE STANDING SEAM



Detail 3

SUITABLE FOR ROOFS ONLY WITH A PITCH NOT LESS THAN 3°
ON SUBSTRATE OF 17.5mm CONSTRUCTION PLYWOOD